

# Roger™ Pass-around

Quick setup guide | Schnellstartanleitung

Guide d'installation rapide | Guía rápida de instalación

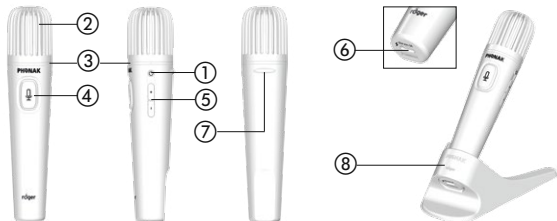


roger



**PHONAK**  
life is on

Device description  
 Produktbeschreibung  
 Description de l'appareil  
 Descripción del dispositivo

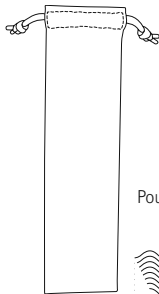


- |  |  |
|--|--|
| ① On/Off   | ⑤ Volume +/-<br>Lautstärke +/-<br>Volume +/-<br>Volumen +/-      |
| ② Microphones<br>Mikrofonen<br>Microphones<br>Micrófonos                       | ⑥ micro-USB  |
| ③ Indicator light<br>Statusanzeige<br>Témoin lumineux<br>Indicador luminoso    | ⑦ Anti-rolling<br>Rollstopper<br>Anti-roulement<br>Anti-balanceo |
| ④ Mute or PTT<br>Stumm oder PTT<br>Mode sourdine ou PTT<br>Modo silencio o PTT | ⑧ Table stand<br>Tischstativ<br>Pied table<br>Soporte de mesa    |

Components  
Komponenten  
Composants  
Componentes



Roger Pass-around



Pouch | Beutel | Poche | Bolso





Table stand | Tischstativ |  
Pied table | Soporte de mesa

Package contents may vary slightly depending on country.  
Der Lieferumfang kann je nach Land variieren.  
Le contenu peut varier selon les pays.  
El contenido puede variar dependiendo del país.

Charging  
Aufladen  
Charger  
Cargar


A



B



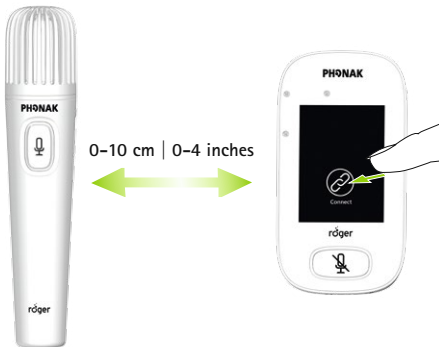
C



Switching On/Off  
Ein-/Ausmachen  
Mise en marche/éteindre  
Encender/apagar



Connecting  
Verbinden  
Connecter  
Conectar



Connect Roger Pass-around to Roger Touchscreen Mic before first use [Connect].

Verbinden Sie Roger Pass-around mit Roger Touchscreen Mic vor der ersten Inbetriebnahme [Connect].

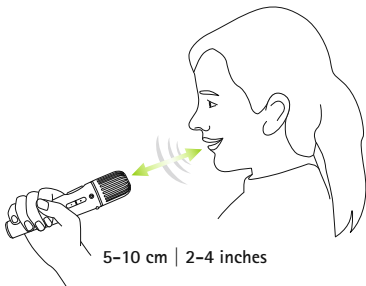
Connecter Roger Pass-around avec Roger Touchscreen Mic avant la première utilisation [Connect].

Conecte Roger Pass-around con Roger Touchscreen Mic antes del primer uso [Connect].

How to use  
Wie benützen  
Comment utiliser  
Cómo utilizar

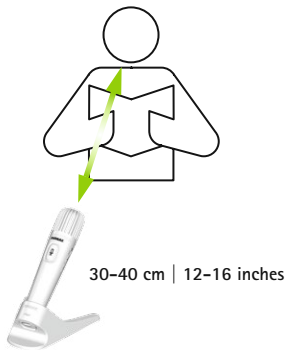


A



5-10 cm | 2-4 inches

B

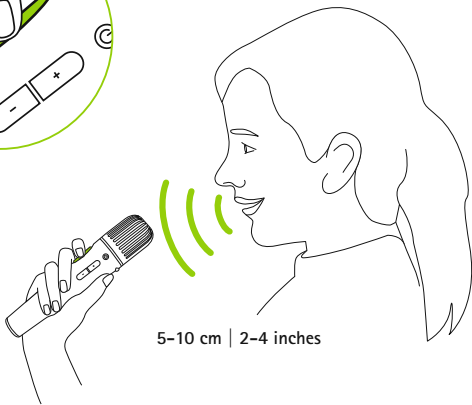


30-40 cm | 12-16 inches

Activate and use PTT  
Aktivieren und PTT benutzen  
Activer et utiliser PTT  
Habilitar y utilizar PTT



Push-To-Talk (PTT)	
Activated	✓
Deactivated	



5-10 cm | 2-4 inches

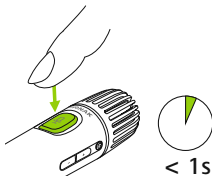


Reading a book (PTT)  
Ein Buch lesen (PTT)  
Lire un livre (PTT)  
Leer un libro (PTT)

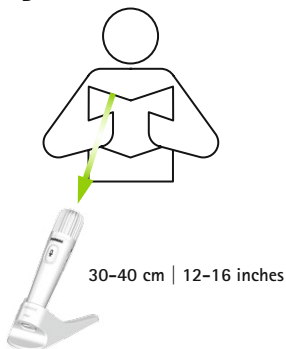


Push-To-Talk (PTT)	
Activated	✓
Deactivated	

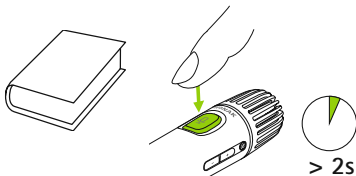
A



B



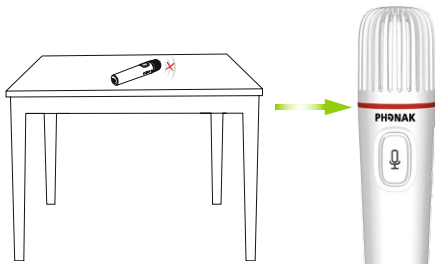
C



Mute (manually)  
Stumm (manuell)  
Sourdine (manuell)  
Silenciar (manual)



Automatic mute  
Automatisch Stumm  
Sourdine automatique  
Silenciar automático



Microphone volume and SoundField  
Mikrofonlautstärke und SoundField  
Volume microphone et SoundField  
Volumen micrófono y SoundField



Press to temporarily adjust microphone volume on the SoundField.

Taste, um vorübergehend Mikrofonlautstärke aus Soundfield einzustellen.

Bouton pour ajuster temporairement le volume du microphone dans le Soundfield.

Tecla para ajustar temporalmente el volumen del micrófono en el SoundField.



Indicator light  
Statusanzeige  
Témoin lumineux  
Indicador luminoso



On/Off



Charging | Aufladen | Charge | Cargar



Fully charged | Voll aufgeladen |  
complètement chargé | Completamente cargado



Voice broadcast | Stimme Übertragung | transmission de  
la voix | transmisión de voz



Mute | Stumm | Mode sourdine | Modo silencio



Microphone standby (PTT mode ) | Mikrofon Standby (PTT  
Modus) | Microphone en attente (PTT mode ) | Micrófono  
standby (PTT moda)



Primary not available | Primary nicht verfügbar |  
Primary indisponible | Primario no disponible



 Volume | Lautstärke | Volume | Volumen



Indicator light  
Statusanzeige  
Témoin lumineux  
Indicador luminoso



On/Off



Charging | Aufladen | Charge | Cargar



Fully charged | Voll aufgeladen |  
complètement chargé | Completamente cargado



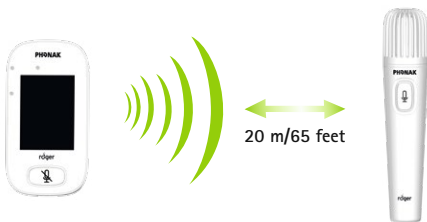
Switched on | Eingeschaltet | Allumé | Encendido



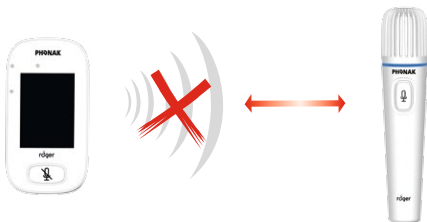
Recharge device | Gerät aufladen | Recharger appareil |  
Cargar dispositivo



Operation range  
Betriebsreichweite  
Plage de fonctionnement  
Alcance en funcionamiento



Out of range! If distance greater than 20 meters/65 feet  
Ausser Reichweite! Wenn der Abstand größer als 20 Meter ist  
Hors de portée! Si distance supérieure à 20 mètres  
¡Fuera de alcance! Si la distancia es mayor que 20 metros





Reset  
Zurücksetzen  
Réinitialiser  
Reiniciar





Only Roger transmitters running on software version 4.x are compatible with Roger Pass-around.

Nur Roger Sender, die über die Software-Version 4.x verfügen, sind mit dem Roger Pass-around kompatibel.

Seuls les émetteurs Roger ayant la version 4.x ou plus élevée sont compatibles avec Roger Pass-around.

Sólo emisores Roger que utilizan la versión de software 4.x y la siguiente son compatibles con Roger Pass-around.

Operating conditions:

Betriebsbedingungen:

0° to + 45° Celsius

Conditions de fonctionnement:

32° to +113° Fahrenheit

Condiciones de funcionamiento:

<95%

Relative humidity | relative Luftfeuchtigkeit | humidité relative | humedad relativa



>8



Waste Electrical and Electronic Equipment Directive

Elektro- und Elektronikgeräte-Abfall Richtlinie

Directive déchets d'équipements électriques et électroniques

Instrucciones de Residuos de Aparatos Eléctricos y Electrónicos



CE marking

CE-Kennzeichnung

Marquage CE

Marca CE



Class II



Indoor use



Important to read

Wichtig zu lesen

Important de lire

Importante de leer



ACMA - AUS/NZ







Phonak Communications AG  
Laenggasse 17  
CH-3280 Murten  
Switzerland

[www.phonak.com/phonak-roger](http://www.phonak.com/phonak-roger)

